



EdgePoint® R6

Intelligent WISP Control
with FiberProtect™

Model: EP-R6

QUICK START GUIDE

Introduction

Thank you for purchasing the Ubiquiti Networks® EdgePoint® Router. This Quick Start Guide is designed to guide you through installation and includes the warranty terms.

Package Contents



EdgePoint Router



Metal Strap



Gigabit PoE (24V, 1.25A) with Mounting Bracket



Power Cord



Quick Start Guide

Installation Requirements

- Phillips screwdriver
- 7 mm socket wrench
- Ground wire – min. 10 AWG (5 mm²) and max. length: 1 m. As a safety precaution, ground the EdgePoint to a grounded mast, pole, tower, or grounding bar.
- Shielded Category 5 (or above) cabling should be used for all wired Ethernet connections and should be grounded through the AC ground of the PoE.
- We recommend that you protect your networks from harmful outdoor environments and destructive ESD events with industrial-grade, shielded Ethernet cable from Ubiquiti Networks. For more details, visit: www.ubnt.com/toughcable

TERMS OF USE: Shielded Ethernet cable and earth grounding must be used as conditions of product warranty. TOUGHcable™ is designed for outdoor installations. It is the professional installer's responsibility to follow local country regulations, including operation within legal frequency channels, output power, and Dynamic Frequency Selection (DFS) requirements.

Hardware Overview

Ports Panel



Interface	Description
Ground Bonding Point	Used to secure a ground wire (not included).
Reset	<p>There are two methods to reset the EP-R6 to factory defaults:</p> <ul style="list-style-type: none"> • <i>Runtime reset (recommended)</i> The EP-R6 should be running after bootup is complete. Press and hold the Reset button for about 10 seconds until the <i>eth4</i> LED starts flashing and then becomes solidly lit. After a few seconds, the LED will turn off, and the EP-R6 will automatically reboot. • <i>Power-on reset</i> Disconnect power from the EP-R6. Press and hold the Reset button while connecting power to the EP-R6. Keep holding the button until the <i>eth4</i> LED starts flashing and then stops flashing after a few seconds.

Power Options

Either the VDC input or PoE input is used at any one time. If both input types are connected, only the input type with the highest voltage will be used; the other can be used as a backup. Any of the input options can power any of the output options.

Power Input Options

- 24VDC, 3A
- 24V, 1.4A on *eth0* (PoE In)

Power Output Options

- EdgePoint (required)
- Passive 24V, 2-Pair PoE on *eth0-eth4*


The number of devices that can be powered depends on the power consumption of the specific devices. For example, if you provide 24VDC, 1.25A, then you have 30W of power. If the EdgePoint uses 7W (Max. Power Consumption), then you have 23W available for passive PoE output. Please check product specifications for the power consumption values to use in your calculations.

DC Input



Interface	Description
VDC In	Terminal block connector accepts 24VDC, 3A input to power the EdgePoint and passive PoE output.

Ports



Interface	Description
PoE In/eth0 (24V PoE Out)	<p>The RJ45 port supports 10/100/1000 Ethernet connections and has PoE input or output functionality:</p> <ul style="list-style-type: none"> • PoE Input Accepts 24V, 1.4A PoE input to power the EdgePoint and PoE output. • PoE Output You can configure the port for 24V 2-pair PoE output. <p>Do NOT configure port <i>eth0</i> in PoE output mode if you are using it as a PoE input power source.</p>
eth1-4 (24V PoE Out)	<p>RJ45 ports support 10/100/1000 Ethernet connections and passive 24V, 2-pair PoE output for airMAX® devices.</p>
eth5/SFP	<p>The SFP port is hot-swappable and supports 100 Mbps or Gigabit fiber SFP modules.</p>



Note: For extreme temperatures, please use industrial-grade fiber SFP modules.

Front Panel LEDs



	LED	State	Status
power		Green	EdgePoint Powered On
eth0-eth4	Speed/ Link/Act	Off	No Link
		Green	10/100/1000 Mbps (1 Gbps) Link Flashing Indicates Activity
	PoE Output	Off	No PoE
		Green	24V Passive
eth5/SFP	Speed/ Link/Act	Off	No Link
		Green	100/1000 Mbps (1 Gbps) Link Flashing Indicates Activity

Hardware Installation

Pole Mounting

1. Open the *Metal Strap* and feed it through the mounting slots on the back of the EdgePoint.



2. Wrap the *Metal Strap* around the pole. Use a 7 mm socket wrench to turn the screw clockwise and securely fasten the strap to the pole.



3. Proceed to the *Grounding the EdgePoint* section.

Removing the Port Cover


1. Press down and remove the port cover from the EdgePoint.



2. Depending on which cables will be connected, remove the corresponding cable feed plugs from the port cover.



Grounding the EdgePoint

 **Note:** The ground wire should be as short as possible and no longer than one meter in length.


1. Remove the grounding screw and secure a ground wire (not included) to the *Ground Bonding Point*.



2. Secure the other end of the ground wire to a grounded mast, pole, tower, or grounding bar.

Connecting Ethernet

1. Connect the Ethernet cables to ports in this range: *eth0-eth4*.

 **Note:** PoE is disabled by default.



2. You can create a strain relief for any Ethernet cable by feeding a cable tie (not included) through the tie slot under the cable. Then wrap the cable tie around the cable and tighten.



3. Connect the other ends of the Ethernet cables to your network devices.

Using the SFP Port (Optional)

For information about compatible fiber SFP modules, visit: community.ubnt.com/edgemax

To use an *SFP* port:

1. Plug a compatible fiber module into the *SFP* port.



2. Connect a fiber optic strand to the fiber module.



3. Create a strain relief by feeding a cable tie through the tie slot under the cable. Then wrap the cable tie around the cable and tighten.



Connecting to Power


Either the VDC input or PoE input is used at any one time. If both input types are connected, only the input type with the highest voltage will be used; the other can be used as a backup. Follow the appropriate instructions for your installation:

Connecting to the 24VDC Input

1. Wire one end of the DC power cable to the VDC terminal block.



2. When you are finished, replace the port cover.
Optional: You can use an M4x6 set screw (not included) to secure the port cover.



3. Wire the other end of the cable to a DC power supply. (Wiring will depend on your device.)
4. Connect the DC power supply to its power source.

Connecting Power Using PoE

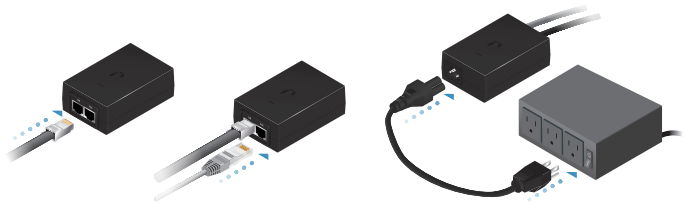


Note: Do NOT configure port *eth0* in PoE output mode if you are using it as a PoE input power source.

1. Connect an Ethernet cable to the *PoE In / eth0* port of the EdgePoint.



2. Connect the other end of the Ethernet cable to the **POE** port on the *Gigabit PoE* adapter.
3. Connect an Ethernet cable from the LAN to the **LAN** port on the *Gigabit PoE* adapter.
4. Connect the *Power Cord* to the *Gigabit PoE* adapter. Then plug the *Power Cord* into a power outlet.



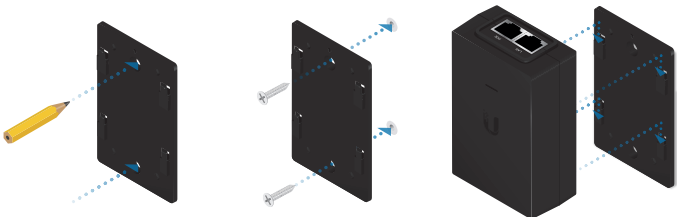
- When you are finished, replace the port cover.

Optional: You can use an M4x6 set screw (not included) to secure the port cover.



Mounting the Gigabit PoE Adapter (Optional)

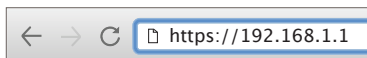
- Remove the *PoE Mounting Bracket* from the adapter, place the bracket at the desired location, and mark the two holes.
- Pre-drill the holes if necessary, and secure the bracket using two fasteners (not included).
- Align the slots on the adapter with the tabs on the *PoE Mounting Bracket*, and then slide the adapter down.



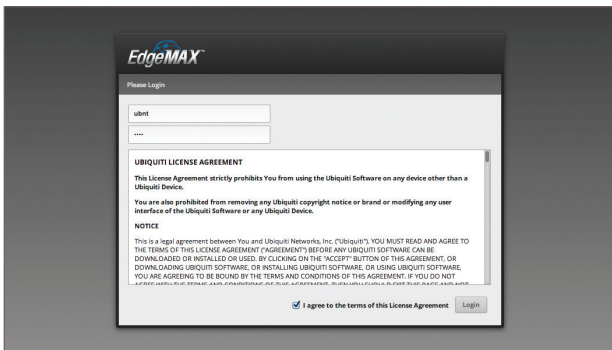
Accessing the EdgeOS Configuration Interface

 **Note:** Ensure that your host system is connected to the *Gigabit PoE* adapter or local network of the EdgePoint.

1. Configure the Ethernet adapter on your host system with a static IP address on the 192.168.1.x subnet.
2. Launch your web browser. Type **https://192.168.1.1** in the address field. Press **enter** (PC) or **return** (Mac).



3. The login screen will appear. Enter **ubnt** in the *Username* and *Password* fields. Read the Ubiquiti License Agreement, and check the box next to *I agree to the terms of this License Agreement* to accept it. Click **Login**.



The EdgeOS[®] Configuration Interface will appear, allowing you to customize your settings as needed. You can click the **Wizards** tab to access the Setup Wizard. For information on PoE configuration, refer to the *Configuring PoE Settings* section.

You can also manage your device using the Ubiquiti[®] Network Management System. UNMS[™] lets you configure, monitor, upgrade, and back up your devices using a single application.

Configuring PoE Settings

WARNING: Before activating 24V passive PoE, ensure that the connected device supports PoE and the supplied voltage.

1. Go to **Actions > PoE** for the interface you want to configure.

The screenshot shows the EdgeMAX configuration interface. On the left, there are service status sections for 'Services', 'DHCP', and 'DHCP'. The main area displays a table of interfaces with their PoE settings. A dropdown menu is open for the 'eth0' interface, showing '24V' selected.

Description	Interface	Type	Full	PoE	IP Addr	MTU	Tx	Rx	Status	Actions
eth0	eth0	ethernet	uP	10.17.111.100/24	1500	72.25 Kbps	14.83 Kbps	Connected	Config	
eth1	eth1	ethernet	uP		1500	0 bps	0 bps	Disconnected	Config	
eth2	eth2	ethernet	uP		1500	0 bps	0 bps	Disconnected	Config	
eth3	eth3	ethernet	uP		1500	0 bps	0 bps	Disconnected	Config	
eth4	eth4	ethernet	uP		1500	0 bps	0 bps	Disconnected	Config	
eth5	eth5	ethernet	uP		1500	0 bps	0 bps	Disconnected	Config	
switch0	switch0	switch			1500	0 bps	0 bps	Connected	Config	

2. Select **24V** from the *PoE* drop-down menu.

Note: If the *PoE* screen states that PoE is not supported, then there is insufficient power. You will need to increase the power input to the EdgePoint.

The screenshot shows the 'Interface Configuration for eth0' dialog box. The 'PoE' tab is selected, and the 'PoE' dropdown menu is open, showing 'Off' and '24V' options. A warning message is displayed: 'WARNING: Connected device MUST support selected voltage!'. The 'PoE Watchdog' section has the 'Enable' checkbox unchecked.

PoE: Off 24V

WARNING: Connected device MUST support selected voltage!

PoE Watchdog

Enable:

Watchdog: Cutting power during FW upgrade will damage your device. Make sure you specify safe Ping interval

Buttons: Save, Cancel

3. Click **Save**.

For more information, refer to the EdgeOS User Guide, which is available at www.ubnt.com/download/edgemax

Specifications

EP-R6	
Dimensions	188.6 x 177.1 x 49.8 mm (7.43 x 6.97 x 1.96")
Weight	605 g (1.33 lb)
Max. Power Consumption	7W (Excludes PoE Output)
Power Input	(1) DC Terminal Block or (1) RJ45 (eth0) (Self-Correcting Polarity Protection on DC Terminal Block Only, Diode ORed Protection on All Power Inputs)
Power Supply	Min. 24V / 0.3A (Excludes PoE Output Power)
VDC Input	24V, 3A
Passive PoE Input	(1) 24V / 1.4A, 4-Pair (+1, 2, 4, 5; -3, 6, 7, 8) Passive PoE, eth0 (Do NOT configure eth0 in PoE output mode if you are using a PoE input power source.)
Passive PoE Output	(5) 24V / 0.7A, 2-Pair (+4, 5; -7, 8) Passive PoE, eth0 to eth4
Power Monitoring	(1) DC Terminal Block, Input Power (1) RJ45, eth0, Input Power
Supported Voltage Range	16 to 30VDC
Button	Reset
LEDs System eth0 to eth4 eth5/SFP	Power Speed/Link/Activity, PoE Speed/Link/Activity
Ports Data Ports	(5) 10/100/1000 RJ45 Ports (1) 1 Gbps SFP Port
Processor	Dual-Core 880 MHz, MIPS1004Kc with Hardware Acceleration for Packet Processing
System Memory	256 MB DDR3-1600 RAM
Code Storage	256 MB NAND
Pole/Wall Mount	Yes
Operating Temperature	-40 to 65° C (-40 to 149° F)
Operating Humidity	10 - 90% Noncondensing
Certifications	CE, FCC, IC

Safety Notices

1. Read, follow, and keep these instructions.
2. Heed all warnings.
3. Only use attachments/accessories specified by the manufacturer.



WARNING: Do not use this product in location that can be submerged by water.



WARNING: Avoid using this product during an electrical storm. There may be a remote risk of electric shock from lightning.

Electrical Safety Information

1. Compliance is required with respect to voltage, frequency, and current requirements indicated on the manufacturer's label. Connection to a different power source than those specified may result in improper operation, damage to the equipment or pose a fire hazard if the limitations are not followed.
2. There are no operator serviceable parts inside this equipment. Service should be provided only by a qualified service technician.
3. This equipment is provided with a detachable power cord which has an integral safety ground wire intended for connection to a grounded safety outlet.
 - a. Do not substitute the power cord with one that is not the provided approved type. Never use an adapter plug to connect to a 2-wire outlet as this will defeat the continuity of the grounding wire.
 - b. The equipment requires the use of the ground wire as a part of the safety certification, modification or misuse can provide a shock hazard that can result in serious injury or death.
 - c. Contact a qualified electrician or the manufacturer if there are questions about the installation prior to connecting the equipment.
 - d. Protective earthing is provided by Listed AC adapter. Building installation shall provide appropriate short-circuit backup protection.
 - e. Protective bonding must be installed in accordance with local national wiring rules and regulations.

Limited Warranty

UBIQUITI NETWORKS, Inc (“UBIQUITI NETWORKS”) warrants that the product(s) furnished hereunder (the “Product(s)”) shall be free from defects in material and workmanship for a period of one (1) year from the date of shipment by UBIQUITI NETWORKS under normal use and operation. UBIQUITI NETWORKS’ sole and exclusive obligation and liability under the foregoing warranty shall be for UBIQUITI NETWORKS, at its discretion, to repair or replace any Product that fails to conform to the above warranty during the above warranty period. The expense of removal and reinstallation of any Product is not included in this warranty. The warranty period of any repaired or replaced Product shall not extend beyond its original term.

Warranty Conditions

The above warranty does not apply if the Product:

- (I) has been modified and/or altered, or an addition made thereto, except by Ubiquiti Networks, or Ubiquiti Networks’ authorized representatives, or as approved by Ubiquiti Networks in writing;
- (II) has been painted, rebranded or physically modified in any way;
- (III) has been damaged due to errors or defects in cabling;
- (IV) has been subjected to misuse, abuse, negligence, abnormal physical, electromagnetic or electrical stress, including lightning strikes, or accident;
- (V) has been damaged or impaired as a result of using third party firmware;
- (VI) has no original Ubiquiti MAC label, or is missing any other original Ubiquiti label(s); or
- (VII) has not been received by Ubiquiti within 30 days of issuance of the RMA.

In addition, the above warranty shall apply only if: the product has been properly installed and used at all times in accordance, and in all material respects, with the applicable Product documentation; all Ethernet cabling runs use CAT5 (or above), and for outdoor installations, shielded Ethernet cabling is used, and for indoor installations, indoor cabling requirements are followed.

Returns

No Products will be accepted for replacement or repair without obtaining a Return Materials Authorization (RMA) number from UBIQUITI NETWORKS during the warranty period, and the Products being received at UBIQUITI NETWORKS’ facility freight prepaid in accordance with the RMA process of UBIQUITI NETWORKS. Products returned without an RMA number will not be processed and will be returned freight collect or subject to disposal. Information on the RMA process and obtaining an RMA number can be found at: www.ubnt.com/support/warranty

Disclaimer

EXCEPT FOR ANY EXPRESS WARRANTIES PROVIDED HEREIN, UBIQUITI NETWORKS, ITS AFFILIATES, AND ITS AND THEIR THIRD PARTY DATA, SERVICE, SOFTWARE AND HARDWARE PROVIDERS HEREBY DISCLAIM AND MAKE NO OTHER REPRESENTATION OR WARRANTY OF ANY KIND, EXPRESS, IMPLIED OR STATUTORY, INCLUDING, BUT NOT LIMITED TO, REPRESENTATIONS, GUARANTEES, OR WARRANTIES OF MERCHANTABILITY, ACCURACY, QUALITY OF SERVICE OR RESULTS, AVAILABILITY, SATISFACTORY QUALITY, LACK OF VIRUSES, QUIET ENJOYMENT, FITNESS FOR A PARTICULAR PURPOSE AND NON-INFRINGEMENT AND ANY WARRANTIES ARISING FROM ANY COURSE OF DEALING, USAGE OR TRADE PRACTICE IN CONNECTION WITH SUCH PRODUCTS AND SERVICES. BUYER ACKNOWLEDGES THAT NEITHER UBIQUITI NETWORKS NOR ITS THIRD PARTY PROVIDERS CONTROL BUYER'S EQUIPMENT OR THE TRANSFER OF DATA OVER COMMUNICATIONS FACILITIES, INCLUDING THE INTERNET, AND THAT THE PRODUCTS AND SERVICES MAY BE SUBJECT TO LIMITATIONS, INTERRUPTIONS, DELAYS, CANCELLATIONS AND OTHER PROBLEMS INHERENT IN THE USE OF COMMUNICATIONS FACILITIES. UBIQUITI NETWORKS, ITS AFFILIATES AND ITS AND THEIR THIRD PARTY PROVIDERS ARE NOT RESPONSIBLE FOR ANY INTERRUPTIONS, DELAYS, CANCELLATIONS, DELIVERY FAILURES, DATA LOSS, CONTENT CORRUPTION, PACKET LOSS, OR OTHER DAMAGE RESULTING FROM ANY OF THE FOREGOING. In addition, UBIQUITI NETWORKS does not warrant that the operation of the Products will be error-free or that operation will be uninterrupted. In no event shall UBIQUITI NETWORKS be responsible for damages or claims of any nature or description relating to system performance, including coverage, buyer's selection of products (including the Products) for buyer's application and/or failure of products (including the Products) to meet government or regulatory requirements.

Limitation of Liability

EXCEPT TO THE EXTENT PROHIBITED BY LOCAL LAW, IN NO EVENT WILL UBIQUITI OR ITS SUBSIDIARIES, AFFILIATES OR SUPPLIERS BE LIABLE FOR DIRECT, SPECIAL, INCIDENTAL, CONSEQUENTIAL OR OTHER DAMAGES (INCLUDING LOST PROFIT, LOST DATA, OR DOWNTIME COSTS), ARISING OUT OF THE USE, INABILITY TO USE, OR THE RESULTS OF USE OF THE PRODUCT, WHETHER BASED IN WARRANTY, CONTRACT, TORT OR OTHER LEGAL THEORY, AND WHETHER OR NOT ADVISED OF THE POSSIBILITY OF SUCH DAMAGES.

Note

Some countries, states and provinces do not allow exclusions of implied warranties or conditions, so the above exclusion may not apply to you. You may have other rights that vary from country to country, state to state, or province to province. Some countries, states and provinces do not allow the exclusion or limitation of liability for incidental or consequential damages, so the above limitation may not apply to you. EXCEPT TO THE EXTENT ALLOWED BY LOCAL LAW, THESE WARRANTY TERMS DO NOT EXCLUDE, RESTRICT OR MODIFY, AND ARE IN ADDITION TO, THE MANDATORY STATUTORY RIGHTS APPLICABLE TO THE LICENSE OF ANY SOFTWARE (EMBEDDED IN THE PRODUCT) TO YOU. The United Nations Convention on Contracts for the International Sale of Goods shall not apply to any transactions regarding the sale of the Products.

Compliance

FCC

Changes or modifications not expressly approved by the party responsible for compliance could void the user's authority to operate the equipment.

This device complies with Part 15 of the FCC Rules. Operation is subject to the following two conditions:

1. This device may not cause harmful interference, and
2. This device must accept any interference received, including interference that may cause undesired operation.

This equipment has been tested and found to comply with the limits for a Class A digital device, pursuant to Part 15 of the FCC Rules. These limits are designed to provide reasonable protection against harmful interference when the equipment is operated in a commercial environment. This equipment generates, uses, and can radiate radio frequency energy and, if not installed and used in accordance with the instruction manual, may cause harmful interference to radio communications. Operations of this equipment in a residential area is likely to cause harmful interference in which case the user will be required to correct the interference at his own expense.

ISED Canada

CAN ICES-3(A)/NMB-3(A)

This Class A digital apparatus complies with Canadian CAN ICES-003.

CAN ICES-3(A)/NMB-3(A)

Cet appareil numérique de la classe A est conforme à la norme NMB-003 du Canada.

Australia and New Zealand



Warning: This is a Class A product. In a domestic environment this product may cause radio interference in which case the user may be required to take adequate measures.

CE Marking

CE marking on this product represents the product is in compliance with all directives that are applicable to it.



RoHS/WEEE Compliance Statement



English

European Directive 2012/19/EU requires that the equipment bearing this symbol on the product and/or its packaging must not be disposed of with unsorted municipal waste. The symbol indicates that this product should be disposed of separately from regular household waste streams. It is your responsibility to dispose of this and other electric and electronic equipment via designated collection facilities appointed by the government or local authorities. Correct disposal and recycling will help prevent potential negative consequences to the environment and human health. For more detailed information about the disposal of your old equipment, please contact your local authorities, waste disposal service, or the shop where you purchased the product.

Deutsch

Die Europäische Richtlinie 2012/19/EU verlangt, dass technische Ausrüstung, die direkt am Gerät und/oder an der Verpackung mit diesem Symbol versehen ist, nicht zusammen mit unsortiertem Gemeindeabfall entsorgt werden darf. Das Symbol weist darauf hin, dass das Produkt von regulärem Haushaltsmüll getrennt entsorgt werden sollte. Es liegt in Ihrer Verantwortung, dieses Gerät und andere elektrische und elektronische Geräte über die dafür zuständigen und von der Regierung oder örtlichen Behörden dazu bestimmten Sammelstellen zu entsorgen. Ordnungsgemäßes Entsorgen und Recyceln trägt dazu bei, potentielle negative Folgen für Umwelt und die menschliche Gesundheit zu vermeiden. Wenn Sie weitere Informationen zur Entsorgung Ihrer Altgeräte benötigen, wenden Sie sich bitte an die örtlichen Behörden oder städtischen Entsorgungsdienste oder an den Händler, bei dem Sie das Produkt erworben haben.

Español

La Directiva 2012/19/UE exige que los equipos que lleven este símbolo en el propio aparato y/o en su embalaje no deben eliminarse junto con otros residuos urbanos no seleccionados. El símbolo indica que el producto en cuestión debe separarse de los residuos domésticos convencionales con vistas a su eliminación. Es responsabilidad suya desechar este y cualesquiera otros aparatos eléctricos y electrónicos a través de los puntos de recogida que ponen a su disposición el gobierno y las autoridades locales. Al desechar y reciclar correctamente estos aparatos estará contribuyendo a evitar posibles consecuencias negativas para el medio ambiente y la salud de las personas. Si desea obtener información más detallada sobre la eliminación segura de su aparato usado, consulte a las autoridades locales, al servicio de recogida y eliminación de residuos de su zona o pregunte en la tienda donde adquirió el producto.

Français

La directive européenne 2012/19/UE exige que l'équipement sur lequel est apposé ce symbole sur le produit et/ou son emballage ne soit pas jeté avec les autres ordures ménagères. Ce symbole indique que le produit doit être éliminé dans un circuit distinct de celui pour les déchets des ménages. Il est de votre responsabilité de jeter ce matériel ainsi que tout autre matériel électrique ou électronique par les moyens de collecte indiqués par le gouvernement et les pouvoirs publics des collectivités territoriales. L'élimination et le recyclage en bonne et due forme ont pour but de lutter contre l'impact néfaste potentiel de ce type de produits sur l'environnement et la santé publique. Pour plus d'informations sur le mode d'élimination de votre ancien équipement, veuillez prendre contact avec les pouvoirs publics locaux, le service de traitement des déchets, ou l'endroit où vous avez acheté le produit.

Italiano

La direttiva europea 2012/19/UE richiede che le apparecchiature contrassegnate con questo simbolo sul prodotto e/o sull'imballaggio non siano smaltite insieme ai rifiuti urbani non differenziati. Il simbolo indica che questo prodotto non deve essere smaltito insieme ai normali rifiuti domestici. È responsabilità del proprietario smaltire sia questi prodotti sia le altre apparecchiature elettriche ed elettroniche mediante le specifiche strutture di raccolta indicate dal governo o dagli enti pubblici locali. Il corretto smaltimento ed il riciclaggio aiuteranno a prevenire conseguenze potenzialmente negative per l'ambiente e per la salute dell'essere umano. Per ricevere informazioni più dettagliate circa lo smaltimento delle vecchie apparecchiature in Vostro possesso, Vi invitiamo a contattare gli enti pubblici di competenza, il servizio di smaltimento rifiuti o il negozio nel quale avete acquistato il prodotto.

Declaration of Conformity

Български [Bulgarian] С настоящото UBIQUITI NETWORKS декларира, че това устройство EP-R6 е в съответствие със съществените изисквания и други приложими разпоредби на Директиви 2014/30/ЕС, 2014/35/ЕС. Цялостният текст на ЕС декларацията за съответствие може да се намери на следния интернет адрес: **www.ubnt.com/compliance**

Hrvatski [Croatian] UBIQUITI NETWORKS ovim putem izjavljuje da je ovaj uređaj EP-R6 sukladan osnovnim zahtjevima i ostalim bitnim odredbama Direktiva 2014/30/EU, 2014/35/EU. Cjeloviti tekst EU izjave o sukladnosti dostupan je na sljedećoj internetskoj adresi: **www.ubnt.com/compliance**

Čeština [Czech] UBIQUITI NETWORKS tímto prohlašuje, že toto EP-R6 zařízení, je ve shodě se základními požadavky a dalšími příslušnými ustanoveními směrnic 2014/30/EU, 2014/35/EU. Úplné znění EU prohlášení o shodě je k dispozici na této internetové adrese: **www.ubnt.com/compliance**

Dansk [Danish] Hermed, UBIQUITI NETWORKS, erklærer at denne EP-R6 enhed, er i overensstemmelse med de væsentlige krav og øvrige relevante krav i direktiver 2014/30/EU, 2014/35/EU. EU-overensstemmelseserklæringens fulde tekst kan findes på følgende internetadresse: **www.ubnt.com/compliance**

Nederlands [Dutch] Hierbij verklaart UBIQUITI NETWORKS, dat deze EP-R6 apparaat, in overeenstemming is met de essentiële eisen en de andere relevante bepalingen van richtlijnen 2014/30/EU, 2014/35/EU. De volledige tekst van de EU-conformiteitsverklaring kan worden geraadpleegd op het volgende internetadres: www.ubnt.com/compliance

English Hereby, UBIQUITI NETWORKS, declares that this EP-R6 device, is in compliance with the essential requirements and other relevant provisions of Directives 2014/30/EU, 2014/35/EU. The full text of the EU declaration of conformity is available at the following internet address: www.ubnt.com/compliance

Eesti keel [Estonian] Käesolevaga UBIQUITI NETWORKS kinnitab, et antud EP-R6 seade, on vastavus olulistele nõuetele ja teistele asjakohastele sätetele direktiivide 2014/30/EL, 2014/35/EL. Eli vastavusdeklaratsiooni täielik tekst on kättesaadav järgmisel internetiaadressil: www.ubnt.com/compliance

Suomi [Finnish] Täten UBIQUITI NETWORKS vakuuttaa, että tämä EP-R6 laite, on yhdenmukainen olennaisten vaatimusten ja muiden sitä koskevien direktiivien 2014/30/EU, 2014/35/EU. EU-vaatimustenmukaisuusvakuutuksen täysimittainen teksti on saatavilla seuraavassa internetosoitteessa: www.ubnt.com/compliance

Français [French] Par la présente UBIQUITI NETWORKS déclare que l'appareil EP-R6, est conforme aux exigences essentielles et aux autres dispositions pertinentes des directives 2014/30/UE, 2014/35/UE. Le texte complet de la déclaration UE de conformité est disponible à l'adresse internet suivante: www.ubnt.com/compliance

Deutsch [German] Hiermit erklärt UBIQUITI NETWORKS, dass sich dieses EP-R6 Gerät, in Übereinstimmung mit den grundlegenden Anforderungen und den anderen relevanten Vorschriften der Richtlinien 2014/30/EU, 2014/35/EU befindet. Der vollständige Text der EU-Konformitätserklärung ist unter der folgenden Internetadresse verfügbar: www.ubnt.com/compliance

Ελληνικά [Greek] Δια του παρόντος, UBIQUITI NETWORKS, δηλώνει ότι αυτή η συσκευή EP-R6, είναι σε συμμόρφωση με τις βασικές απαιτήσεις και τις λοιπές σχετικές διατάξεις των οδηγιών 2014/30/ΕΕ, 2014/35/ΕΕ. Το πλήρες κείμενο της δήλωσης συμμόρφωσης ΕΕ διατίθεται στην ακόλουθη ιστοσελίδα στο διαδίκτυο: www.ubnt.com/compliance

Magyar [Hungarian] Ezennel UBIQUITI NETWORKS kijelenti, hogy ez a EP-R6 készülék megfelel az alapvető követelményeknek és más vonatkozó 2014/30/EU, 2014/35/EU irányelvek rendelkezéseit. Az EU-megfelelőségi nyilatkozat teljes szövege elérhető a következő internetes címen: www.ubnt.com/compliance

Íslenska [Icelandic] Hér, UBIQUITI NETWORKS, því yfir að þetta EP-R6 tæki er í samræmi við grunnkröfur og önnur viðeigandi ákvæði tilskipana 2014/30/ESB, 2014/35/ESB. Fullur texti ESB samræmisýfirlýsing er að finna á eftirfarandi netfangi: www.ubnt.com/compliance

Italiano [Italian] Con la presente, UBIQUITI NETWORKS, dichiara che questo dispositivo EP-R6, è conforme ai requisiti essenziali ed alle altre disposizioni pertinenti delle direttive 2014/30/UE, 2014/35/UE. Il testo completo della dichiarazione di conformità UE è disponibile al seguente indirizzo Internet: www.ubnt.com/compliance

Latviešu valoda [Latvian] Ar šo, UBIQUITI NETWORKS, deklarē, ka EP-R6 ierīce, ir saskaņā ar būtiskajām prasībām un citiem attiecīgiem noteikumiem Direktīvās 2014/30/ES, 2014/35/ES. Pilns ES atbilstības deklarācijas teksts ir pieejams šādā interneta vietnē: www.ubnt.com/compliance

Lietuvių kalba [Lithuanian] UBIQUITI NETWORKS deklaruoja, kad šis EP-R6 įrenginys atitinka esminius reikalavimus ir kitas 2014/30/ES, 2014/35/ES Direktyvų nuostatas. Visas ES atitikties deklaracijos tekstas prieinamas šiuo interneto adresu: www.ubnt.com/compliance

Malti [Maltese] Hawnehkk, UBIQUITI NETWORKS, tiddikjara li dan il-mezz EP-R6 huwa konformi mar-rekwiżiti essenzjali u dispożizzjonijiet rilevanti oħrajn ta' Direttivi 2014/30/UE, 2014/35/UE. Id-dikjarazzjoni tal-konformità tista' tiġi kkonsultata minn **www.ubnt.com/compliance**

Norsk [Norwegian] Herved UBIQUITI NETWORKS, erklærer at denne EP-R6 enheten, er i samsvar med de grunnleggende kravene og andre relevante bestemmelser i direktivene 2014/30/EU, 2014/35/EU. Den fulle teksten til EU-samsvarserklæringen er tilgjengelig på følgende internettsadresse: **www.ubnt.com/compliance**

Polski [Polish] Niniejszym, Ubiquiti Networks, oświadcza, że urządzenie EP-R6, jest zgodny z zasadniczymi wymaganiami oraz pozostałymi stosownymi postanowieniami Dyrektyw 2014/30/UE, 2014/35/UE. Pełny tekst deklaracji zgodności UE jest dostępny pod następującym adresem internetowym: **www.ubnt.com/compliance**

Português [Portuguese] UBIQUITI NETWORKS declara que este dispositivo EP-R6, está conforme com os requisitos essenciais e outras disposições das Directivas 2014/30/UE, 2014/35/UE. O texto integral da declaração de conformidade está disponível no seguinte endereço de Internet: **www.ubnt.com/compliance**

Română [Romanian] Prin prezenta, UBIQUITI NETWORKS declară că acest dispozitiv EP-R6 este în conformitate cu cerințele esențiale și alte prevederi relevante ale Directivelor 2014/30/UE, 2014/35/UE. Textul integral al declarației UE de conformitate este disponibil la următoarea adresă internet: **www.ubnt.com/compliance**

Slovenčina [Slovak] Týmto UBIQUITI NETWORKS, prehlasuje, že toto EP-R6 zariadenie, je v súlade so základnými požiadavkami a ďalšími relevantnými ustanoveniami smernice 2014/30/EÚ, 2014/35/EÚ. Úplné EÚ vyhlásenie o zhode je k dispozícii na tejto internetovej adrese: **www.ubnt.com/compliance**

Slovenščina [Slovenian] Družba UBIQUITI NETWORKS izjavlja, da je naprava EP-R6 v skladu z obveznimi zahtevami in drugimi ustreznimi določbami direktiv 2014/30/EU in 2014/35/UE. Celotno besedilo izjave EU o skladnosti je na voljo na naslednjem spletnem naslovu: **www.ubnt.com/compliance**

Español [Spanish] Por medio de la presente UBIQUITI NETWORKS declara que este dispositivo EP-R6, cumple con los requisitos esenciales y cualesquiera otras disposiciones aplicables o exigibles de las Directivas 2014/30/UE, 2014/35/UE. El texto completo de la declaración UE de conformidad está disponible en la dirección Internet siguiente: **www.ubnt.com/compliance**

Svenska [Swedish] Härmed UBIQUITI NETWORKS, intygar att denna EP-R6 enhet är i överensstämmelse med de väsentliga egenskapskrav och övriga relevanta bestämmelser som framgår av direktiven 2014/30/EU, 2014/35/EU. Den fullständiga texten till EU-försäkran om överensstämmelse finns på följande webbadress: **www.ubnt.com/compliance**



www.ubnt.com

Ubiquiti Networks, Inc.
685 Third Avenue, 27th Floor
New York, NY 10017
USA

Support	help.ubnt.com
Community	community.ubnt.com
Downloads	downloads.ubnt.com

© 2015-2018 Ubiquiti Networks, Inc. All rights reserved. Ubiquiti, Ubiquiti Networks, the Ubiquiti U logo, the Ubiquiti beam logo, airMAX, airOS, EdgeMAX, EdgeOS, EdgePoint, FiberProtect, TOUGH Cable, and UNMS are trademarks or registered trademarks of Ubiquiti Networks, Inc. in the United States and in other countries. All other trademarks are the property of their respective owners.



640-00224-06