



FiberPoE™

Optical Data Transport
for Outdoor PoE Devices

Model: F-POE

QUICK START GUIDE

Introduction

Thank you for purchasing the Ubiquiti Networks® FiberPoE™. This Quick Start Guide is designed to guide you through installation and also includes warranty terms.

Package Contents



FiberPoE



Self-Tapping
Screw



Metal Straps
(Qty. 2)



Quick Start
Guide

Installation Requirements

Mounting accessories and drain wire are not included.

Pole-Mounting

- Drill with a 4.5 mm Drill Bit
- 7 mm Socket Wrench or Screwdriver

Wall-Mounting

- (2) Screws (≤ 5 mm Screw Head)
- (1) Drain Wire, Optional (≤ 16 AWG, ≤ 40 cm)

Cables

- Shielded Category 5 (or above) cabling with drain wire should be used for all wired Ethernet connections and should be grounded through the AC ground of the PoE.

We recommend that you protect your networks from harmful outdoor environments and destructive ESD events with industrial-grade, shielded Ethernet cable from Ubiquiti Networks. For more details, visit www.ubnt.com/toughcable

Surge Protection

- Surge protection should be used for all outdoor installations. We recommend that you use two Ethernet Surge Protectors, model ETH-SP, one near the F-POE and the other at the entry point to the building. The ETH-SP will absorb power surges and safely discharge them into the ground.

TERMS OF USE: Shielded Ethernet cable and earth grounding must be used as conditions of product warranty. TOUGH Cable™ is designed for outdoor installations. It is the professional installer's responsibility to follow local country regulations, including operation within legal frequency channels, output power, and Dynamic Frequency Selection (DFS) requirements.

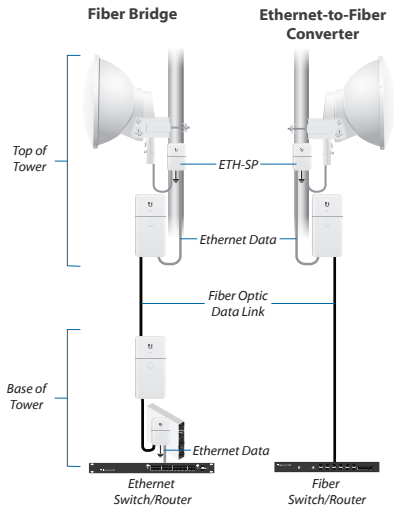
Application Examples

The following are typical use cases for the F-POE.

Data Options

Fiber Bridge Two F-POE devices, one at the base and one at the top of the tower, are used to provide a fiber optic data link for protection from EMI events that can cause equipment damage or signal integrity issues.

Ethernet-to-Fiber Converter One F-POE at the top of the tower is used to convert Ethernet to fiber at the radio.

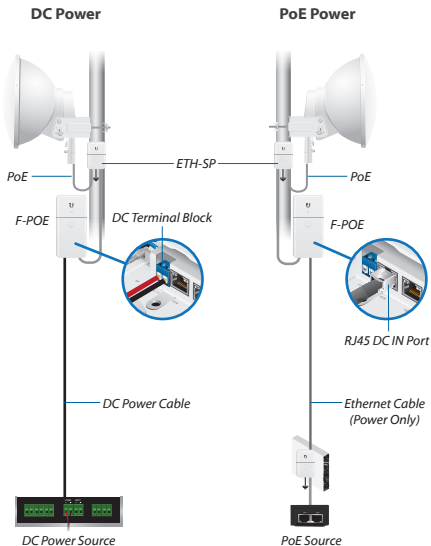


Power Options

On the tower, the F-POE can provide PoE power to the radio. Options for providing power to the F-POE include:


DC Power Connect a DC power cable to the F-POE DC terminal block.

PoE Power Connect a PoE adapter (power only) to the F-POE RJ45 port.




Hardware Overview

LED



LED Color	Status
White	Power on
Blue	Link operational
Flashing Blue	Link activity

Ports



SFP This hot-swappable *SFP* port supports a 1 Gbps link. The adjacent fiber interface must use autonegotiation; manually setting it to 1000 Mbps/1 Gbps will not allow the link to come up.

VDC Labeled (+) (-), the VDC *Terminal Block* provides input or output power (see the *Power Configuration* section for details).

DC In This RJ45 port is only used to supply DC input power.

PoE This RJ45 port provides 1000 Mbps data and Power over Ethernet (PoE) passthrough, and can also be used to supply input power (see the *Power Configuration* section for details).

Ground Bonding Point The FiberPoE must be grounded in one of the following ways:

- Use the *Self-Tapping Screw* to ground the FiberPoE directly to a grounded metal pole or structure.
- Use the *M5 Machine Screw and Nut* to attach a drain wire (not included) that is connected to a remote grounding block or structure.

Power Configuration

There are three ways to configure the input and output power:

Input Power on Terminal Block


Input Power	Output Power
<i>Terminal Block, 24VDC</i>	<i>PoE port, 2-pair, 24VDC</i>
<i>Terminal Block, 50VDC</i>	<i>PoE port, 4-pair, 50VDC</i>



Power In *Power Out*

Input Power on PoE Port

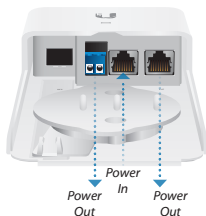
Input Power	Output Power
<i>PoE port, 2-pair, 24VDC</i>	<i>Terminal Block, 24VDC</i>
<i>PoE port, 4-pair, 24VDC</i>	<i>Terminal Block, 24VDC</i>
<i>PoE port, 4-pair, 50VDC</i>	<i>Terminal Block, 50VDC</i>






Power Out *Power In*

Input Power on DC In Port

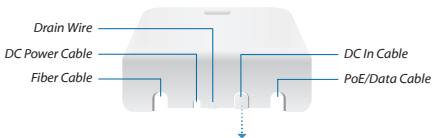
Input Power	Output Power
DC In port, 2-pair, 24VDC	Terminal Block, 24VDC PoE port, 24VDC, 2-pair
DC In port, 4-pair, 24VDC	Terminal Block, 24VDC PoE port, 24VDC, 4-pair
DC In port, 4-pair, 50VDC	Terminal Block, 50VDC PoE port, 50VDC, 4-pair



-  **Note:** You can use either a single power output (*Terminal Block* or *PoE* port), or both power outputs at the same time.
-  **Note:** The F-POE relies on the external DC power source for current-limiting protection.
-  **Note:** Input/Output polarity for 2-pair PoE is pins 4, 5 (+); 7, 8 (-). Input/Output polarity for 4-pair PoE is pins 1, 2, 4, 5 (+); 3, 6, 7, 8 (-).


Cable Management

Feed cables through the *Port Cover* as indicated below. Use nippers to remove a tab over a feed hole if necessary.




Connect a Drain Wire (Optional)

If a drain wire is used to ground the FiberPoE, attach it to the *Ground Bonding Point* with the *M5 Machine Screw and Nut*.



At the installation site, secure the other end of the drain wire to a grounded mast, pole, tower, or grounding bar.

 **Note:** The drain wire should be as short as possible and no longer than one meter in length.

Hardware Installation

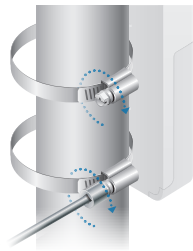
Install the FiberPoE either on a pole or a wall. Follow the appropriate steps for your installation:

Pole-Mounting

1. Feed the included *Metal Straps* through the slots located on the back of the FiberPoE.




2. Wrap the *Metal Straps* around the pole. Use a 7 mm socket wrench or screwdriver to turn the screws clockwise and securely fasten the straps to the pole.



3. Remove the *Port Cover* by pressing on its center and sliding it down.




 **Note:** If you are using a drain wire for grounding, proceed to the *Connecting Input Power* section.

4. Remove the *M5 Machine Screw and Nut* from the *Ground Bonding Point*, and drill a 4.5 mm pilot hole into the pole.

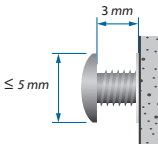


5. Insert the *Self-Tapping Screw* (included) into the pilot hole. Securely fasten the screw to ensure the *Ground Bonding Point* is bonded to the pole.




Wall-Mounting

1. Secure two screws (not included) to the wall, spaced 38 mm apart. Leave a gap of 3 mm from each screw head to the wall.



2. With the drain wire already attached, guide the screw heads into the keyhole slots on the back of the FiberPoE. Press down on the FiberPoE to secure it.



Connecting Input Power

- WARNING:** Do not connect more than one DC source to the FiberPoE at one time.


Follow the instructions for the type of input power you will be using:

Power via Terminal Block

- Note:** When the *Terminal Block* provides input power, the *PoE* port provides 2-pair PoE output if the input voltage is 24V, or 4-pair PoE output if the input voltage is 50V.
- Note:** 2-pair PoE output is pins 4, 5 (+); 7, 8 (-).
4-pair PoE output is pins 1, 2, 4, 5 (+); 3, 6, 7, 8 (-).

1. Connect a DC power cable to the *Terminal Block*.



 **Note:** The *Terminal Block* supports polarity autocorrection; however, if the DC power cable is connected as marked, the PoE polarity will be 1, 2, 4, 5 (+); 3, 6, 7, 8 (-).

2. (Optional) Create a strain relief for the cable by feeding a cable tie (not included) through the cable relief slot on the reel.



3. Connect the other end of the cable to a DC power supply.
4. Connect the DC power supply to its power source.




640-00188-08

Power via DC In Port

1. Connect an Ethernet cable to the *DC In* port.



2. (Optional) Create a strain relief for the cable by feeding a cable tie (not included) through the cable relief slot on the reel.



3. Connect the other end of the Ethernet cable to a PoE power source.



Note: The RJ45 *DC In* port does not support data. Its only use is to provide power.

Power via PoE Port

1. Connect an Ethernet cable to the *PoE* port.



2. (Optional) Create a strain relief for the cable by feeding a cable tie (not included) through the cable relief slot on the reel.



3. Connect the other end of the Ethernet cable to a PoE power and data source.

Connecting Fiber




Note: The fiber interface at the other end of the link must use autonegotiation mode; manually setting it to 1000 Mbps/1 Gbps will not allow the link to come up.


1. Plug a fiber SFP module into the SFP port.



2. Remove the jacket from the fiber optic cable and connect a strand of fiber optic cable to the SFP module.



3. Spool the fiber optic strands around the strain relief reel in a counterclockwise direction.




4. Continue until the jacketed cable spools onto the reel for at least 1½ turns. Snap the cable into the clip to secure it.



5. Connect the other end of the fiber optic cable to another fiber device.

For information about compatible fiber SFP modules and accessories, visit: community.ubnt.com/edgemax


Connecting Ethernet

 **Note:** Skip this section if you connected PoE input power in the *Power Via PoE Port* section (since you have already established an Ethernet data connection).


1. Connect an Ethernet cable to the *PoE* port.




2. (Optional) Create a strain relief for the cable by feeding a cable tie (not included) through the cable relief slot on the reel.



3. Connect the other end of the cable to an Ethernet device.

 **Note:** The Ethernet link will not come up until the fiber link has been established.

 **WARNING:** If the *PoE* port is providing PoE passthrough power, ensure that the connected device supports PoE and the supplied voltage.

Specifications

FiberPoE	
Dimensions (Excluding Mount)	196.4 x 93.5 x 32.4 mm (7.73 x 3.68 x 1.28")
Weight	288 g (10.2 oz)
Enclosure	White Polycarbonate
Interface Connections	(1) 1 Gbps SFP Port (1) DC Terminal Block (1) RJ45 Port, 2-Pair or 4-Pair DC Injection (1) 1000 Mbps ¹ Ethernet PoE Port, 2-Pair (24VDC Input) or 4-Pair (24 or 50VDC Input) PoE Passthrough
PoE Polarity 2-Pair (24 or 50VDC) 4-Pair (50VDC)	Pins 4, 5 (+); 7, 8 (-) Pins 1, 2, 4, 5 (+); 3, 6, 7, 8 (-)
Power Method	DC Injection From: RJ45 DC In Port, 2-Pair or 4-Pair PoE Capability RJ45 PoE Port, 2-Pair or 4-Pair PoE Capability DC Terminal Block
PoE Output (RJ45 PoE Port)	2-Pair or 4-Pair (24VDC Input), or 4-Pair (50VDC Input) Passthrough
DC Output (Terminal Block)	24 or 50VDC (DC In or PoE Port Input)
Input DC Voltage	16 to 57V
Typical Power Consumption	1.5W
Operating Temperature ²	-40 to 60° C (-40 to 140° F)
Operating Humidity	10 to 95% Noncondensing
ESD/EMP Protection	± 24kV Air, ± 24kV Contact
Certifications	CE, FCC, IC

¹ 10/100 Mbps Ethernet not supported.

² May be further restricted by the operating temperature range of the SFP module being used.

Safety Notices

1. Read, follow, and keep these instructions.
2. Heed all warnings.
3. Only use attachments/accessories specified by the manufacturer.



WARNING: Do not use this product in location that can be submerged by water.



WARNING: Avoid using this product during an electrical storm. There may be a remote risk of electric shock from lightning.

Electrical Safety Information

1. Compliance is required with respect to voltage, frequency, and current requirements indicated on the manufacturer's label. Connection to a different power source than those specified may result in improper operation, damage to the equipment or pose a fire hazard if the limitations are not followed.
2. There are no operator serviceable parts inside this equipment. Service should be provided only by a qualified service technician.

Limited Warranty

UBIQUITI NETWORKS, Inc ("UBIQUITI NETWORKS") warrants that the product(s) furnished hereunder (the "Product(s)") shall be free from defects in material and workmanship for a period of one (1) year from the date of shipment by UBIQUITI NETWORKS under normal use and operation. UBIQUITI NETWORKS' sole and exclusive obligation and liability under the foregoing warranty shall be for UBIQUITI NETWORKS, at its discretion, to repair or replace any Product that fails to conform to the above warranty during the above warranty period. The expense of removal and reinstallation of any Product is not included in this warranty. The warranty period of any repaired or replaced Product shall not extend beyond its original term.

Warranty Conditions

The above warranty does not apply if the Product:

- (I) has been modified and/or altered, or an addition made thereto, except by Ubiquiti Networks, or Ubiquiti Networks' authorized representatives, or as approved by Ubiquiti Networks in writing;
- (II) has been painted, rebranded or physically modified in any way;
- (III) has been damaged due to errors or defects in cabling;
- (IV) has been subjected to misuse, abuse, negligence, abnormal physical, electromagnetic or electrical stress, including lightning strikes, or accident;

- (V) has been damaged or impaired as a result of using third party firmware;
- (VI) has no original Ubiquiti MAC label, or is missing any other original Ubiquiti label(s); or
- (VII) has not been received by Ubiquiti within 30 days of issuance of the RMA.

In addition, the above warranty shall apply only if: the product has been properly installed and used at all times in accordance, and in all material respects, with the applicable Product documentation; all Ethernet cabling runs use CAT5 (or above), and for outdoor installations, shielded Ethernet cabling is used, and for indoor installations, indoor cabling requirements are followed.

Returns

No Products will be accepted for replacement or repair without obtaining a Return Materials Authorization (RMA) number from UBIQUITI NETWORKS during the warranty period, and the Products being received at UBIQUITI NETWORKS' facility freight prepaid in accordance with the RMA process of UBIQUITI NETWORKS. Products returned without an RMA number will not be processed and will be returned freight collect or subject to disposal. Information on the RMA process and obtaining an RMA number can be found at: www.ubnt.com/support/warranty

Disclaimer

EXCEPT FOR ANY EXPRESS WARRANTIES PROVIDED HEREIN, UBIQUITI NETWORKS, ITS AFFILIATES, AND ITS AND THEIR THIRD PARTY DATA, SERVICE, SOFTWARE AND HARDWARE PROVIDERS HEREBY DISCLAIM AND MAKE NO OTHER REPRESENTATION OR WARRANTY OF ANY KIND, EXPRESS, IMPLIED OR STATUTORY, INCLUDING, BUT NOT LIMITED TO, REPRESENTATIONS, GUARANTEES, OR WARRANTIES OF MERCHANTABILITY, ACCURACY, QUALITY OF SERVICE OR RESULTS, AVAILABILITY, SATISFACTORY QUALITY, LACK OF VIRUSES, QUIET ENJOYMENT, FITNESS FOR A PARTICULAR PURPOSE AND NON-INFRINGEMENT AND ANY WARRANTIES ARISING FROM ANY COURSE OF DEALING, USAGE OR TRADE PRACTICE IN CONNECTION WITH SUCH PRODUCTS AND SERVICES. BUYER ACKNOWLEDGES THAT NEITHER UBIQUITI NETWORKS NOR ITS THIRD PARTY PROVIDERS CONTROL BUYER'S EQUIPMENT OR THE TRANSFER OF DATA OVER COMMUNICATIONS FACILITIES, INCLUDING THE INTERNET, AND THAT THE PRODUCTS AND SERVICES MAY BE SUBJECT TO LIMITATIONS, INTERRUPTIONS, DELAYS, CANCELLATIONS AND OTHER PROBLEMS INHERENT IN THE USE OF COMMUNICATIONS FACILITIES. UBIQUITI NETWORKS, ITS AFFILIATES AND ITS AND THEIR THIRD PARTY PROVIDERS ARE NOT RESPONSIBLE FOR ANY INTERRUPTIONS, DELAYS, CANCELLATIONS, DELIVERY FAILURES, DATA LOSS, CONTENT CORRUPTION, PACKET LOSS, OR OTHER DAMAGE RESULTING FROM ANY OF THE FOREGOING. In addition, UBIQUITI NETWORKS does not warrant

that the operation of the Products will be error-free or that operation will be uninterrupted. In no event shall UBIQUITI NETWORKS be responsible for damages or claims of any nature or description relating to system performance, including coverage, buyer's selection of products (including the Products) for buyer's application and/or failure of products (including the Products) to meet government or regulatory requirements.

Limitation of Liability

EXCEPT TO THE EXTENT PROHIBITED BY LOCAL LAW, IN NO EVENT WILL UBIQUITI OR ITS SUBSIDIARIES, AFFILIATES OR SUPPLIERS BE LIABLE FOR DIRECT, SPECIAL, INCIDENTAL, CONSEQUENTIAL OR OTHER DAMAGES (INCLUDING LOST PROFIT, LOST DATA, OR DOWNTIME COSTS), ARISING OUT OF THE USE, INABILITY TO USE, OR THE RESULTS OF USE OF THE PRODUCT, WHETHER BASED IN WARRANTY, CONTRACT, TORT OR OTHER LEGAL THEORY, AND WHETHER OR NOT ADVISED OF THE POSSIBILITY OF SUCH DAMAGES.

Note

Some countries, states and provinces do not allow exclusions of implied warranties or conditions, so the above exclusion may not apply to you. You may have other rights that vary from country to country, state to state, or province to province. Some countries, states and provinces do not allow the exclusion or limitation of liability for incidental or consequential damages, so the above limitation may not apply to you. EXCEPT TO THE EXTENT ALLOWED BY LOCAL LAW, THESE WARRANTY TERMS DO NOT EXCLUDE, RESTRICT OR MODIFY, AND ARE IN ADDITION TO, THE MANDATORY STATUTORY RIGHTS APPLICABLE TO THE LICENSE OF ANY SOFTWARE (EMBEDDED IN THE PRODUCT) TO YOU. The United Nations Convention on Contracts for the International Sale of Goods shall not apply to any transactions regarding the sale of the Products.

Compliance

FCC

Changes or modifications not expressly approved by the party responsible for compliance could void the user's authority to operate the equipment.

This device complies with Part 15 of the FCC Rules. Operation is subject to the following two conditions.

1. This device may not cause harmful interference, and
2. This device must accept any interference received, including interference that may cause undesired operation.

This equipment has been tested and found to comply with the limits for a Class A digital device, pursuant to Part 15 of the FCC Rules. These limits are designed to provide reasonable protection against harmful interference when the equipment is operated in a commercial environment. This equipment generates, uses, and can radiate radio frequency energy and,

if not installed and used in accordance with the instruction manual, may cause harmful interference to radio communications. Operations of this equipment in a residential area is likely to cause harmful interference in which case the user will be required to correct the interference at his own expense.

ISED Canada

CAN ICES-3(A)/NMB-3(A)

This Class A digital apparatus complies with Canadian CAN ICES-003.

CAN ICES-3(A)/NMB-3(A)

Cet appareil numérique de la classe A est conforme à la norme NMB-003 du Canada.

Australia and New Zealand



Warning: This is a Class A product. In a domestic environment this product may cause radio interference in which case the user may be required to take adequate measures.

CE Marking

CE marking on this product represents the product is in compliance with all directives that are applicable to it.



RoHS/WEEE Compliance Statement



English

European Directive 2012/19/EU requires that the equipment bearing this symbol on the product and/or its packaging must not be disposed of with unsorted municipal waste. The symbol indicates that this product should be disposed of separately from regular household waste streams. It is your responsibility to dispose of this and other electric and electronic equipment via designated collection facilities appointed by the government or local authorities. Correct disposal and recycling will help prevent potential negative consequences to the environment and human health. For more detailed information about the disposal of your old equipment, please contact your local authorities, waste disposal service, or the shop where you purchased the product.

Deutsch

Die Europäische Richtlinie 2012/19/EU verlangt, dass technische Ausrüstung, die direkt am Gerät und/oder an der Verpackung mit diesem Symbol versehen ist, nicht zusammen mit unsortiertem Gemeindeabfall entsorgt werden darf. Das Symbol weist darauf hin, dass das Produkt von regulärem Haushaltsmüll getrennt entsorgt werden sollte. Es liegt in Ihrer Verantwortung, dieses Gerät und andere elektrische und elektronische Geräte über die dafür zuständigen und von der Regierung oder örtlichen Behörden dazu bestimmten Sammelstellen zu entsorgen. Ordnungsgemäßes Entsorgen und Recyceln trägt dazu bei, potentielle negative Folgen für Umwelt und die menschliche Gesundheit zu vermeiden. Wenn Sie weitere Informationen zur Entsorgung Ihrer Altgeräte benötigen, wenden Sie sich bitte an die örtlichen Behörden oder städtischen Entsorgungsdienste oder an den Händler, bei dem Sie das Produkt erworben haben.

Español

La Directiva 2012/19/UE exige que los equipos que lleven este símbolo en el propio aparato y/o en su embalaje no deben eliminarse junto con otros residuos urbanos no seleccionados. El símbolo indica que el producto en cuestión debe separarse de los residuos domésticos convencionales con vistas a su eliminación. Es responsabilidad suya desechar este y cualesquiera otros aparatos eléctricos y electrónicos a través de los puntos de recogida que ponen a su disposición el gobierno y las autoridades locales. Al desechar y reciclar correctamente estos aparatos estará contribuyendo a evitar posibles consecuencias negativas para el medio ambiente y la salud de las personas. Si desea obtener información más detallada sobre la eliminación segura de su aparato usado, consulte a las autoridades locales, al servicio de recogida y eliminación de residuos de su zona o pregunte en la tienda donde adquirió el producto.

Français

La directive européenne 2012/19/UE exige que l'équipement sur lequel est apposé ce symbole sur le produit et/ou son emballage ne soit pas jeté avec les autres ordures ménagères. Ce symbole indique que le produit doit être éliminé dans un circuit distinct de celui pour les déchets des ménages. Il est de votre responsabilité de jeter ce matériel ainsi que tout autre matériel électrique ou électronique par les moyens de collecte indiqués par le gouvernement et les pouvoirs publics des collectivités territoriales. L'élimination et le recyclage en bonne et due forme ont pour but de lutter contre l'impact néfaste potentiel de ce type de produits sur l'environnement et la santé publique. Pour plus d'informations sur le mode d'élimination de votre ancien équipement, veuillez prendre contact avec les pouvoirs publics locaux, le service de traitement des déchets, ou l'endroit où vous avez acheté le produit.

Italiano

La direttiva europea 2012/19/UE richiede che le apparecchiature contrassegnate con questo simbolo sul prodotto e/o sull'imballaggio non siano smaltite insieme ai rifiuti urbani non differenziati. Il simbolo indica che questo prodotto non deve essere smaltito insieme ai normali rifiuti domestici. È responsabilità del proprietario smaltire sia questi prodotti sia le altre apparecchiature elettriche ed elettroniche mediante le specifiche strutture di raccolta indicate dal governo o dagli enti pubblici locali. Il corretto smaltimento ed il riciclaggio aiuteranno a prevenire conseguenze potenzialmente negative per l'ambiente e per la salute dell'essere umano. Per ricevere informazioni più dettagliate circa lo smaltimento delle vecchie apparecchiature in Vostro possesso, Vi invitiamo a contattare gli enti pubblici di competenza, il servizio di smaltimento rifiuti o il negozio nel quale avete acquistato il prodotto.

Declaration of Conformity

български [Bulgarian] С настоящото UBIQUITI NETWORKS декларира, че това устройство F-POE е в съответствие със съществените изисквания и други приложими разпоредби на Директиви 2014/30/ЕС, 2014/35/ЕС. Цялостният текст на ЕС декларацията за съответствие може да се намери на следния интернет адрес: www.ubnt.com/compliance

Hrvatski [Croatian] UBIQUITI NETWORKS ovim putem izjavljuje da je ovaj uređaj F-POE sukladan osnovnim zahtjevima i ostalim bitnim odredbama Direktiva 2014/30/EU, 2014/35/EU. Cjeloviti tekst EU izjave o sukladnosti dostupan je na sljedećoj internetskoj adresi: www.ubnt.com/compliance

Čeština [Czech] UBIQUITI NETWORKS tímto prohlašuje, že toto F-POE zařízení, je ve shodě se základními požadavky a dalšími příslušnými ustanoveními směrnic 2014/30/EU, 2014/35/EU. Úplné znění EU prohlášení o shodě je k dispozici na této internetové adrese: www.ubnt.com/compliance

Dansk [Danish] Hermed, UBIQUITI NETWORKS, erklærer at denne F-POE enhed, er i overensstemmelse med de væsentlige krav og øvrige relevante krav i direktiver 2014/30/EU, 2014/35/EU. EU-overensstemmelseserklæringens fulde tekst kan findes på følgende internetadresse: www.ubnt.com/compliance

Nederlands [Dutch] Hierbij verklaart UBIQUITI NETWORKS, dat deze F-POE apparaat, in overeenstemming is met de essentiële eisen en de andere relevante bepalingen van richtlijnen 2014/30/EU, 2014/35/EU. De volledige tekst van de EU-conformiteitsverklaring kan worden geraadpleegd op het volgende internetadres: www.ubnt.com/compliance

English Hereby, UBIQUITI NETWORKS, declares that this F-POE device, is in compliance with the essential requirements and other relevant provisions of Directives 2014/30/EU, 2014/35/EU. The full text of the EU declaration of conformity is available at the following internet address: www.ubnt.com/compliance

Eesti keel [Estonian] Käesolevaga UBIQUITI NETWORKS kinnitab, et antud F-POE seade, on vastavus olulistele nõuetele ja teistele asjakohastele sätetele direktiivide 2014/30/EL, 2014/35/EL. ELi vastavusdeklaratsiooni täielik tekst on kättesaadav järgmisel internetiaadressil: www.ubnt.com/compliance

Suomi [Finnish] Täten UBIQUITI NETWORKS vakuuttaa, että tämä F-POE laite, on yhdenmukainen olennaisten vaatimusten ja muiden sitä koskevien direktiivien 2014/30/EU, 2014/35/EU. EU-vaatimustenmukaisuusvakuutuksen täysimittainen teksti on saatavilla seuraavassa internetosoitteessa: **www.ubnt.com/compliance**

Français [French] Par la présente UBIQUITI NETWORKS déclare que l'appareil F-POE, est conforme aux exigences essentielles et aux autres dispositions pertinentes des directives 2014/30/UE, 2014/35/UE. Le texte complet de la déclaration UE de conformité est disponible à l'adresse internet suivante: **www.ubnt.com/compliance**

Deutsch [German] Hiermit erklärt UBIQUITI NETWORKS, dass sich dieses F-POE Gerät, in Übereinstimmung mit den grundlegenden Anforderungen und den anderen relevanten Vorschriften der Richtlinien 2014/30/EU, 2014/35/EU befindet. Der vollständige Text der EU-Konformitätserklärung ist unter der folgenden Internetadresse verfügbar: **www.ubnt.com/compliance**

Ελληνικά [Greek] Δια του παρόντος, UBIQUITI NETWORKS, δηλώνει ότι αυτή η συσκευή F-POE, είναι σε συμμόρφωση με τις βασικές απαιτήσεις και τις λοιπές σχετικές διατάξεις των οδηγιών 2014/30/ΕΕ, 2014/35/ΕΕ. Το πλήρες κείμενο της δήλωσης συμμόρφωσης ΕΕ διατίθεται στην ακόλουθη ιστοσελίδα στο διαδίκτυο: **www.ubnt.com/compliance**

Magyar [Hungarian] Ezennel UBIQUITI NETWORKS kijelenti, hogy ez a F-POE készülék megfelel az alapvető követelményeknek és más vonatkozó 2014/30/EU, 2014/35/EU irányelvek rendelkezéseit. Az EU-megfelelőségi nyilatkozat teljes szövege elérhető a következő internetes címen: **www.ubnt.com/compliance**

Íslenska [Icelandic] Hér, UBIQUITI NETWORKS, því yfir að þetta F-POE tæki er í samræmi við grunnkröfur og önnur viðeigandi ákvæði tilskipana 2014/30/ESB, 2014/35/ESB. Fullur texti ESB samræmisýfirlýsing er að finna á eftirfarandi netfangi: **www.ubnt.com/compliance**

Italiano [Italian] Con la presente, UBIQUITI NETWORKS, dichiara che questo dispositivo F-POE, è conforme ai requisiti essenziali ed alle altre disposizioni pertinenti delle direttive 2014/30/UE, 2014/35/UE. Il testo completo della dichiarazione di conformità UE è disponibile al seguente indirizzo Internet: **www.ubnt.com/compliance**

Latvīu kalba [Latvian] Ar šo, UBIQUITI NETWORKS, deklarē, ka F-POE ierīce, ir saskaņā ar būtiskajām prasībām un citiem attiecīgiem noteikumiem Direktīvās 2014/30/ES, 2014/35/ES. Pilns ES atbilstības deklarācijas teksts ir pieejams šādā interneta vietnē: **www.ubnt.com/compliance**

Lietuvių kalba [Lithuanian] UBIQUITI NETWORKS deklaruoja, kad šis F-POE įrenginys atitinka esminius reikalavimus ir kitas 2014/30/ES, 2014/35/ES Direktyvų nuostatas. Visas ES atitikties deklaracijos tekstas prieinamas šiuo interneto adresu: **www.ubnt.com/compliance**

Malti [Maltese] Hawnhekk, UBIQUITI NETWORKS, tiddikjara li dan il-mezz F-POE huwa konformi mar-rekwiżiti essenzjali u dispożizzjonijiet rilevanti oħrajn ta' Direttivi 2014/30/UE, 2014/35/UE. Id-dikjarazzjoni tal-konformità tista' tiġi kkonsultata minn **www.ubnt.com/compliance**

Norsk [Norwegian] Herved UBIQUITI NETWORKS, erklærer at denne F-POE enheten, er i samsvar med de grunnleggende kravene og andre relevante bestemmelser i direktivene 2014/30/EU, 2014/35/EU. Den fulle teksten til EU-samsvarserklæringen er tilgjengelig på følgende internetadresse: **www.ubnt.com/compliance**

Polski [Polish] Niniejszym, Ubiquiti Networks, oświadcza, że urządzenie F-POE, jest zgodny z zasadniczymi wymaganiami oraz pozostałymi stosownymi postanowieniami Dyrektyw 2014/30/UE, 2014/35/UE. Pełny tekst deklaracji zgodności UE jest dostępny pod następującym adresem internetowym: **www.ubnt.com/compliance**

Português [Portuguese] UBIQUITI NETWORKS declara que este dispositivo F-POE, está conforme com os requisitos essenciais e outras disposições das Directivas 2014/30/UE, 2014/35/UE. O texto integral da declaração de conformidade está disponível no seguinte endereço de Internet: **www.ubnt.com/compliance**

Română [Romanian] Prin prezenta, UBIQUITI NETWORKS declară că acest dispozitiv F-POE este în conformitate cu cerințele esențiale și alte prevederi relevante ale Directivelor 2014/30/UE, 2014/35/UE. Textul integral al declarației UE de conformitate este disponibil la următoarea adresă internet: **www.ubnt.com/compliance**

Slovenčina [Slovak] Týmto UBIQUITI NETWORKS, prehlasuje, že toto F-POE zariadenie, je v súlade so základnými požiadavkami a ďalšími relevantnými ustanoveniami smernice 2014/30/EÚ, 2014/35/EÚ. Úplné EÚ vyhlásenie o zhode je k dispozícii na tejto internetovej adrese: **www.ubnt.com/compliance**

Slovenščina [Slovenian] Družba UBIQUITI NETWORKS izjavlja, da je naprava F-POE v skladu z obveznimi zahtevami in drugimi ustreznimi določbami direktiv 2014/30/EU in 2014/35/EU. Celotno besedilo izjave EU o skladnosti je na voljo na naslednjem spletnem naslovu: **www.ubnt.com/compliance**

Español [Spanish] Por medio de la presente UBIQUITI NETWORKS declara que este dispositivo F-POE, cumple con los requisitos esenciales y cualesquiera otras disposiciones aplicables o exigibles de las Directivas 2014/30/UE, 2014/35/UE. El texto completo de la declaración UE de conformidad está disponible en la dirección Internet siguiente: **www.ubnt.com/compliance**

Svenska [Swedish] Härmed UBIQUITI NETWORKS, intygar att denna F-POE enhet är i överensstämmelse med de väsentliga egenskapskrav och övriga relevanta bestämmelser som framgår av direktiven 2014/30/EU, 2014/35/EU. Den fullständiga texten till EU-försäkran om överensstämmelse finns på följande webbadress: **www.ubnt.com/compliance**

Online Resources

Website www.ubnt.com

Support support.ubnt.com

Community community.ubnt.com

Downloads downloads.ubnt.com



Ubiquiti Networks, Inc.
685 Third Avenue, 27th Floor
New York, NY 10017
USA

©2015-2017 Ubiquiti Networks, Inc. All rights reserved. Ubiquiti, Ubiquiti Networks, the Ubiquiti U logo, the Ubiquiti beam logo, FiberPoE, and TOUGH Cable are trademarks or registered trademarks of Ubiquiti Networks, Inc. in the United States and in other countries. All other trademarks are the property of their respective owners.

JLPH081117