



mFi[®] Outlet

In-Wall Manageable Outlet

Model: mFi-MPW


QUICK START GUIDE

Introduction

Thank you for purchasing the Ubiquiti Networks® mFi® Outlet, model mFi-MPW. The mFi Outlet is designed for integration with the mFi Controller software and features energy monitoring and configuration via Wi-Fi.

This Quick Start Guide is designed to guide you through the hardware installation and software configuration. The warranty terms are also included in this Quick Start Guide. For details on configuring the mFi Controller or to download the mFi Controller software, visit www.ubnt.com/mfi

Package Contents



mFi Outlet



Wall Plate



Wire Nuts
(Qty. 3)



Quick Start Guide

TERMS OF USE: It is the customer's responsibility to follow local country regulations, including operation within legal frequency channels, output power, indoor cabling requirements, and Dynamic Frequency Selection (DFS) requirements.

Installation Requirements

- Phillips screwdriver
- Wire stripper/cutter
- Needle-nose pliers (optional)



IMPORTANT: The mFi Outlet is to be installed by a qualified electrician in accordance with local electrical codes and regulations.



IMPORTANT: l'IFM est sortie pour être installé par un électricien qualifié, conformément aux codes électriques locaux et des règlements.

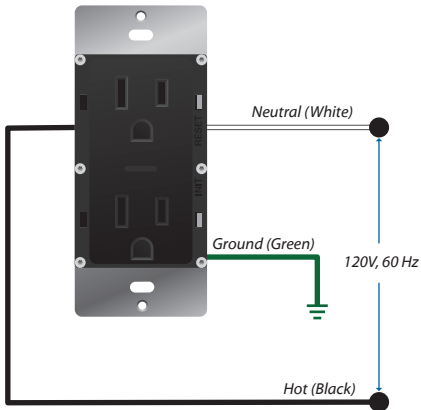


WARNING: TO AVOID FIRE, SHOCK OR DEATH, turn off power at the circuit breaker or fuse before installing.



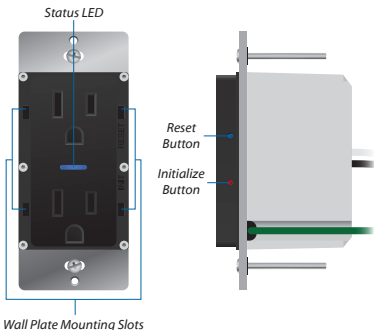
AVERTISSEMENT : POUR ÉVITER TOUT RISQUE D'INCENDIE, D'ÉLECTROCUTION OU DE DÉCÈS; coupez le courant au niveau du disjoncteur ou du coupe-circuit ou fusible avant l'installation.

Wiring Overview



The mFi Outlet supports up to 15 amps per socket, with a total combined load of 15 amps.

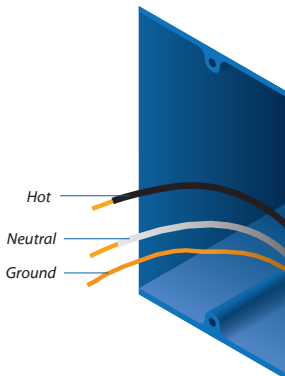
Hardware Overview



Interface	Description
LED	<p>The <i>Status LED</i> has four primary states:</p> <ul style="list-style-type: none">• Solid yellow When first powered on in factory default mode.• Flashing yellow Connecting to a Wi-Fi network.• Solid blue Successfully connected to mFi Controller.• Flashing blue Connecting to mFi Controller.
RESET	<p><i>Reset Button</i> Press and release the button to powercycle the device.</p>
INIT	<p><i>Initialize Button</i> Press and hold until the LED alternates colors to restore the device to the factory default settings.</p>

Hardware Installation

1. Turn off power at the circuit breaker or fuse panel, and verify that the power is off.
2. Identify and label the wiring in the wall box. There should be two wires and a ground wire.



Electrical Outlet Wall Box



Note: Wiring colors may be different from the illustration. Ensure to verify the wiring before continuing.

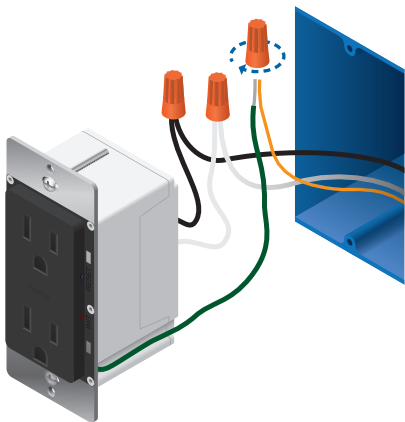


640-00121-03

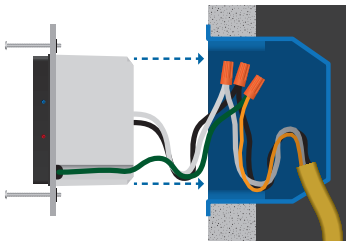
3. Prepare the wiring in the wall box by stripping away 12 mm ($\frac{1}{2}$ ") of insulation from the end of each wire.



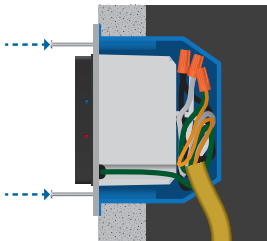
4. Connect the mFi Outlet wires to the wall box wires and secure each connection with a *Wire Nut*.
- Connect the *Black* wire of the mFi Outlet to the *Hot* wire of the wall box.
 - Connect the *White* wire of the mFi Outlet to the *Neutral* wire of the wall box.
 - Connect the *Green* wire of the mFi Outlet to the *Ground* wire of the wall box.



5. Bend and form the wires to fit into the wall box. Ensure the wires are properly positioned to allow adequate room for the mFi Outlet.

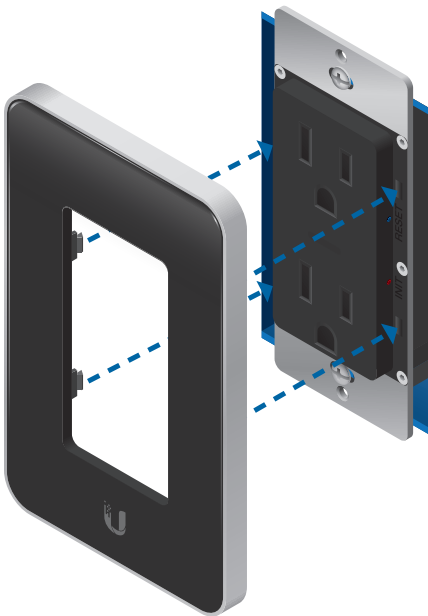


6. Place the mFi Outlet inside the wall box and ensure the yoke is mounted flush with the wall for proper fitting of the Wall Plate. Secure the mFi Outlet with the two screws.



Note: Do not over-tighten or rely on the force of the screws to pull the mFi Outlet into the wall box. If the wall box does not have enough room to accommodate the mFi Outlet and the wiring, replace the wall box with a deeper or wider box.

7. Mount the *Wall Plate* by aligning the mounting clips with the *Wall Plate Mounting Slots* on the mFi Outlet. Press the *Wall Plate* into position until the mounting clips snap into place. If you are using your own wall plate, secure it with two screws.





8. Turn on power at the circuit breaker or fuse panel.



Configuring the mFi Outlet via Wi-Fi

To configure the mFi Outlet, you must access it via Wi-Fi from a computer. The mFi Outlet has a default SSID (wireless network name) labeled *mFi* followed by the last six characters of the MAC address.

Windows

1. Go to **Connect to Network**.
 - **Windows 8** Click the *Network*  icon.
 - **Windows 7** Right-click the *Network*  icon.
 - **Windows Vista** Go to **Start > Connect To**.
2. Select the wireless network (SSID) that begins with *mFi* and then click **Connect**. Go to *Accessing the Configuration Portal*.

Mac

1. Click the *AirPort*  icon in the menu bar (top right side of the screen).
2. Select the wireless network (SSID) that begins with *mFi*. Once connected, the *AirPort*  icon will change from gray to solid black.

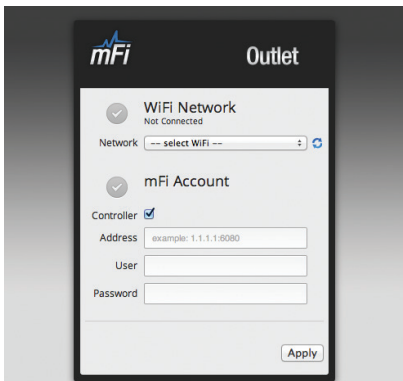


Accessing the Configuration Portal

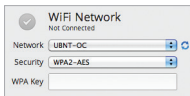
1. Launch your web browser. Type **https://192.168.2.20** in the address field. Press **enter** (PC) or **return** (Mac).



2. You may receive a security certificate warning. Click **Proceed Anyway**.
3. The *Configuration Portal* will appear. Select the wireless network name (SSID) of your existing wireless network from the drop-down list. To refresh the list, click the blue arrows on the right.

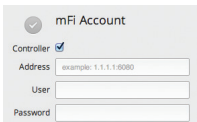


4. Enter your Wi-Fi security credentials. The options that appear are based on the encryption method used on your Wi-Fi network.



The screenshot shows a configuration window titled "WiFi Network" with a status of "Not Connected". It contains three input fields: "Network" with the value "UBNT-OC", "Security" with the value "WPA2-AES", and an empty "WPA Key" field. There are small blue icons to the right of the Network and Security fields.

5. Enter your mFi Controller settings:



The screenshot shows a configuration window titled "mFi Account" with a status of "Not Connected". It contains a "Controller" checkbox which is checked, and three input fields: "Address" with the placeholder text "example: 1.1.1.1:6080", "User", and "Password".

- **Address** The IP address and http port used by the Controller. (The port is usually 6080, for example: *1.1.1.1:6080* or *mfi.acme.com:6080*).
- **User** The username used to log in to the Controller.
- **Password** The password used to log in to the Controller.




Note: Remove the *Controller* checkmark if you need to enter the Controller settings later. This can be done via the embedded UI or layer 2 adoption.

6. Click **Apply**.
7. A flashing yellow checkmark will appear while the mFi Outlet is attempting to connect to the Wi-Fi network. It will appear green once the mFi Outlet is connected.



- If a Controller was specified, a flashing yellow checkmark will appear while the mFi Outlet is attempting to connect to the Controller. It will appear green once the mFi Outlet is connected.



- Reconnect your computer to your wireless network by selecting the SSID from your wireless network utility.
- If a Controller was specified, access the Controller. The mFi Outlet will appear as a *mFi Outlet*  icon in the left panel under the *Drag on to Map* heading. You can position the mFi Outlet in the appropriate location.



For additional details on the mFi Controller software, please refer to the mFi User Guide available on our website at: documentation.ubnt.com/mfi

Specifications

mFi Outlet	
Dimensions	110.8 x 71 x 67.7 mm (4.32 x 2.8 x 2.67")
Weight (without Wall Plate)	160 g (5.6 oz)
Electrical Rating	15A, 110 - 125VAC, 50/60 Hz
Maximum Power Load	15A per Socket (Not Simultaneous) 15A Total Combined
Interface	Status LED Reset Button Initialize Button
LED	Yellow/Blue
Wi-Fi	802.11b/g/n
Functions	Dual Relays for Power Control Energy Monitoring
ESD/EMP Protection	Air: ± 8KV, Contact: ± 4KV
Operating Temperature	0 to 40° C (32 to 104° F)
Operating Humidity	10 to 95% Noncondensing
Shock and Vibration	-40° C, 2 Hrs / +85° C, 2 Hrs, 5 Cycles
Safety	UL Listed

Safety Notices

1. Read, follow, and keep these instructions.
2. Heed all warnings.
3. Only use attachments/accessories specified by the manufacturer.



WARNING: Do not use this product in location that can be submerged by water.



AVERTISSEMENT : N'utilisez pas ce produit à l'emplacement qui peut être submergé par l'eau.



WARNING: Avoid using this product during an electrical storm. There may be a remote risk of electric shock from lightning.



AVERTISSEMENT : Évitez d'utiliser ce produit pendant un orage. Il peut y avoir un risque de choc électrique dû à la foudre.

Electrical Safety Information

1. Compliance is required with respect to voltage, frequency, and current requirements indicated on the manufacturer's label. Connection to a different power source than those specified may result in improper operation, damage to the equipment or pose a fire hazard if the limitations are not followed.
2. There are no operator serviceable parts inside this equipment. Service should be provided only by a qualified service technician.
3. The equipment requires the use of the ground wire as a part of the safety certification, modification or misuse can provide a shock hazard that can result in serious injury or death.
4. Contact a qualified electrician or the manufacturer if there are questions about the installation prior to connecting the equipment.
5. Protective bonding must be installed in accordance with local national wiring rules and regulations.

Limited Warranty

UBIQUITI NETWORKS, Inc (“UBIQUITI NETWORKS”) warrants that the product(s) furnished hereunder (the “Product(s)”) shall be free from defects in material and workmanship for a period of one (1) year from the date of shipment by UBIQUITI NETWORKS under normal use and operation. UBIQUITI NETWORKS’ sole and exclusive obligation and liability under the foregoing warranty shall be for UBIQUITI NETWORKS, at its discretion, to repair or replace any Product that fails to conform to the above warranty during the above warranty period. The expense of removal and reinstallation of any Product is not included in this warranty. The warranty period of any repaired or replaced Product shall not extend beyond its original term.

Warranty Conditions

The above warranty does not apply if the Product:

- (I) has been modified and/or altered, or an addition made thereto, except by Ubiquiti Networks, or Ubiquiti Networks’ authorized representatives, or as approved by Ubiquiti Networks in writing;
- (II) has been painted, rebranded or physically modified in any way;
- (III) has been damaged due to errors or defects in cabling;
- (IV) has been subjected to misuse, abuse, negligence, abnormal physical, electromagnetic or electrical stress, including lightning strikes, or accident;
- (V) has been damaged or impaired as a result of using third party firmware;
- (VI) has no original Ubiquiti MAC label, or is missing any other original Ubiquiti label(s); or
- (VII) has not been received by Ubiquiti within 30 days of issuance of the RMA.

In addition, the above warranty shall apply only if: the product has been properly installed and used at all times in accordance, and in all material respects, with the applicable Product documentation; all Ethernet cabling runs use CAT5 (or above), and for outdoor installations, shielded Ethernet cabling is used, and for indoor installations, indoor cabling requirements are followed.

Returns

No Products will be accepted for replacement or repair without obtaining a Return Materials Authorization (RMA) number from UBIQUITI NETWORKS during the warranty period, and the Products being received at UBIQUITI NETWORKS’ facility freight prepaid in accordance with the RMA process of UBIQUITI NETWORKS. Products returned without an RMA number will not be processed and will be returned freight collect or subject to disposal. Information on the RMA process and obtaining an RMA number can be found at: www.ubnt.com/support/warranty.

Disclaimer

EXCEPT FOR ANY EXPRESS WARRANTIES PROVIDED HEREIN, UBIQUITI NETWORKS, ITS AFFILIATES, AND ITS AND THEIR THIRD PARTY DATA, SERVICE, SOFTWARE AND HARDWARE PROVIDERS HEREBY DISCLAIM AND MAKE NO OTHER REPRESENTATION OR WARRANTY OF ANY KIND, EXPRESS, IMPLIED OR STATUTORY, INCLUDING, BUT NOT LIMITED TO, REPRESENTATIONS, GUARANTEES, OR WARRANTIES OF MERCHANTABILITY, ACCURACY, QUALITY OF SERVICE OR RESULTS, AVAILABILITY, SATISFACTORY QUALITY, LACK OF VIRUSES, QUIET ENJOYMENT, FITNESS FOR A PARTICULAR PURPOSE AND NON-INFRINGEMENT AND ANY WARRANTIES ARISING FROM ANY COURSE OF DEALING, USAGE OR TRADE PRACTICE IN CONNECTION WITH SUCH PRODUCTS AND SERVICES. BUYER ACKNOWLEDGES THAT NEITHER UBIQUITI NETWORKS NOR ITS THIRD PARTY PROVIDERS CONTROL BUYER'S EQUIPMENT OR THE TRANSFER OF DATA OVER COMMUNICATIONS FACILITIES, INCLUDING THE INTERNET, AND THAT THE PRODUCTS AND SERVICES MAY BE SUBJECT TO LIMITATIONS, INTERRUPTIONS, DELAYS, CANCELLATIONS AND OTHER PROBLEMS INHERENT IN THE USE OF COMMUNICATIONS FACILITIES. UBIQUITI NETWORKS, ITS AFFILIATES AND ITS AND THEIR THIRD PARTY PROVIDERS ARE NOT RESPONSIBLE FOR ANY INTERRUPTIONS, DELAYS, CANCELLATIONS, DELIVERY FAILURES, DATA LOSS, CONTENT CORRUPTION, PACKET LOSS, OR OTHER DAMAGE RESULTING FROM ANY OF THE FOREGOING. In addition, UBIQUITI NETWORKS does not warrant that the operation of the Products will be error-free or that operation will be uninterrupted. In no event shall UBIQUITI NETWORKS be responsible for damages or claims of any nature or description relating to system performance, including coverage, buyer's selection of products (including the Products) for buyer's application and/or failure of products (including the Products) to meet government or regulatory requirements.

Limitation of Liability

EXCEPT TO THE EXTENT PROHIBITED BY LOCAL LAW, IN NO EVENT WILL UBIQUITI OR ITS SUBSIDIARIES, AFFILIATES OR SUPPLIERS BE LIABLE FOR DIRECT, SPECIAL, INCIDENTAL, CONSEQUENTIAL OR OTHER DAMAGES (INCLUDING LOST PROFIT, LOST DATA, OR DOWNTIME COSTS), ARISING OUT OF THE USE, INABILITY TO USE, OR THE RESULTS OF USE OF THE PRODUCT, WHETHER BASED IN WARRANTY, CONTRACT, TORT OR OTHER LEGAL THEORY, AND WHETHER OR NOT ADVISED OF THE POSSIBILITY OF SUCH DAMAGES.

Note

Some countries, states and provinces do not allow exclusions of implied warranties or conditions, so the above exclusion may not apply to you. You may have other rights that vary from country to country, state to state, or province to province. Some countries, states and provinces do not allow the exclusion or limitation of liability for incidental or consequential damages, so the above limitation may not apply to you. EXCEPT TO THE EXTENT ALLOWED BY LOCAL LAW, THESE WARRANTY TERMS DO NOT EXCLUDE, RESTRICT OR MODIFY, AND ARE IN ADDITION TO, THE MANDATORY STATUTORY RIGHTS APPLICABLE TO THE LICENSE OF ANY SOFTWARE (EMBEDDED IN THE PRODUCT) TO YOU. The United Nations Convention on Contracts for the International Sale of Goods shall not apply to any transactions regarding the sale of the Products.

Compliance

FCC

NOTE: This equipment has been tested and found to comply with the limits for a Class B digital device, pursuant to part 15 of the FCC Rules. These limits are designed to provide reasonable protection against harmful interference in a residential installation. This equipment generates, uses and can radiate radio frequency energy and, if not installed and used in accordance with the instructions, may cause harmful interference to radio communications. However, there is no guarantee that interference will not occur in a particular installation. If this equipment does cause harmful interference to radio or television reception, which can be determined by turning the equipment off and on, the user is encouraged to try to correct the interference by one or more of the following measures:

- Reorient or relocate the receiving antenna.
- Increase the separation between the equipment and receiver.
- Connect the equipment into an outlet on a circuit different from that to which the receiver is connected.
- Consult the dealer or an experienced radio/TV technician for help.

Industry Canada

This Class B digital apparatus complies with Canadian CAN ICES-3(B).

To reduce potential radio interference to other users, the antenna type and its gain should be so chosen that the equivalent isotropically radiated power (EIRP) is not more than that permitted for successful communication.

This device complies with Industry Canada licence-exempt RSS standard(s). Operation is subject to the following two conditions:

1. This device may not cause interference, and
2. This device must accept any interference, including interference that may cause undesired operation of the device.

Cet appareil numérique de la classe B est conforme à la norme NMB-3(B) Canada.

Pour réduire le risque d'interférence aux autres utilisateurs, le type d'antenne et son gain doivent être choisis de façon que la puissance isotrope rayonnée équivalente (PIRE) ne dépasse pas ce qui est nécessaire pour une communication réussie.

Cet appareil est conforme à la norme RSS Industrie Canada exempts de licence norme(s). Son fonctionnement est soumis aux deux conditions suivantes:

1. cet appareil ne peut pas provoquer d'interférences et
2. cet appareil doit accepter toute interférence, y compris les interférences qui peuvent causer un mauvais fonctionnement du dispositif.

CAN ICES-3(B)/NMB-3(B)

Changes or modifications not expressly approved by the party responsible for compliance could void the user's authority to operate the equipment.

RF Exposure Warning

The transceiver described here emits radio frequency energy. Although the power level is low, the concentrated energy from a directional antenna may pose a health hazard. Do not allow people to come closer than 20 cm to the antenna when the transmitter is operating.

Additional information on RF exposure is available on the Internet at **www.fcc.gov/oet/info/documents/bulletins**

L'émetteur-récepteur décrit ici émet de l'énergie de fréquence radio. Bien que le niveau de puissance est faible, l'énergie concentrée à partir d'une antenne directionnelle peut présenter un danger pour la santé. Ne pas permettre aux gens de se rapprocher de 20 cm à l'antenne lorsque l'émetteur est en marche.

Des renseignements supplémentaires sur l'exposition aux RF est disponible sur Internet à **[www.fcc.gov/oet/info documents/bulletins](http://www.fcc.gov/oet/info/documents/bulletins)**

RoHS/WEEE Compliance Statement



English

European Directive 2002/96/EC requires that the equipment bearing this symbol on the product and/or its packaging must not be disposed of with unsorted municipal waste. The symbol indicates that this product should be disposed of separately from regular household waste streams. It is your responsibility to dispose of this and other electric and electronic equipment via designated collection facilities appointed by the government or local authorities. Correct disposal and recycling will help prevent potential negative consequences to the environment and human health. For more detailed information about the disposal of your old equipment, please contact your local authorities, waste disposal service, or the shop where you purchased the product.

Deutsch

Die Europäische Richtlinie 2002/96/EC verlangt, dass technische Ausrüstung, die direkt am Gerät und/oder an der Verpackung mit diesem Symbol versehen ist, nicht zusammen mit unsortiertem Gemeindeabfall entsorgt werden darf. Das Symbol weist darauf hin, dass das Produkt von regulärem Haushaltsmüll getrennt entsorgt werden sollte. Es liegt in Ihrer Verantwortung, dieses Gerät und andere elektrische und elektronische Geräte über die dafür zuständigen und von der Regierung oder örtlichen Behörden dazu bestimmten Sammelstellen zu entsorgen. Ordnungsgemäßes Entsorgen und Recyceln trägt dazu bei, potentielle negative Folgen für Umwelt und die menschliche Gesundheit zu vermeiden. Wenn Sie weitere Informationen zur Entsorgung Ihrer Altgeräte benötigen, wenden Sie sich bitte an die örtlichen Behörden oder städtischen Entsorgungsdienste oder an den Händler, bei dem Sie das Produkt erworben haben.

Español

La Directiva 2002/96/CE de la UE exige que los equipos que lleven este símbolo en el propio aparato y/o en su embalaje no deben eliminarse junto con otros residuos urbanos no seleccionados. El símbolo indica que el producto en cuestión debe separarse de los residuos domésticos convencionales con vistas a su eliminación. Es responsabilidad suya desechar este y cualesquiera otros aparatos eléctricos y electrónicos a través de los puntos de recogida que ponen a su disposición el gobierno y las autoridades locales. Al desechar y reciclar correctamente estos aparatos estará contribuyendo a evitar posibles consecuencias negativas para el medio ambiente y la salud de las personas. Si desea obtener información más detallada sobre la eliminación segura de su aparato usado, consulte a las autoridades locales, al servicio de recogida y eliminación de residuos de su zona o pregunte en la tienda donde adquirió el producto.

Français

La directive européenne 2002/96/CE exige que l'équipement sur lequel est apposé ce symbole sur le produit et/ou son emballage ne soit pas jeté avec les autres ordures ménagères. Ce symbole indique que le produit doit être éliminé dans un circuit distinct de celui pour les déchets des ménages. Il est de votre responsabilité de jeter ce matériel ainsi que tout autre matériel électrique ou électronique par les moyens de collecte indiqués par le gouvernement et les pouvoirs publics des collectivités territoriales. L'élimination et le recyclage en bonne et due forme ont pour but de lutter contre l'impact néfaste potentiel de ce type de produits sur l'environnement et la santé publique. Pour plus d'informations sur le mode d'élimination de votre ancien équipement, veuillez prendre contact avec les pouvoirs publics locaux, le service de traitement des déchets, ou l'endroit où vous avez acheté le produit.

Italiano

La direttiva europea 2002/96/EC richiede che le apparecchiature contrassegnate con questo simbolo sul prodotto e/o sull'imballaggio non siano smaltite insieme ai rifiuti urbani non differenziati. Il simbolo indica che questo prodotto non deve essere smaltito insieme ai normali rifiuti domestici. È responsabilità del proprietario smaltire sia questi prodotti sia le altre apparecchiature elettriche ed elettroniche mediante le specifiche strutture di raccolta indicate dal governo o dagli enti pubblici locali. Il corretto smaltimento ed il riciclaggio aiuteranno a prevenire conseguenze potenzialmente negative per l'ambiente e per la salute dell'essere umano. Per ricevere informazioni più dettagliate circa lo smaltimento delle vecchie apparecchiature in Vostro possesso, Vi invitiamo a contattare gli enti pubblici di competenza, il servizio di smaltimento rifiuti o il negozio nel quale avete acquistato il prodotto.

Declaration of Conformity

Česky [Czech]	UBIQUITI NETWORKS tímto prohlašuje, e tento UBIQUITI NETWORKS device, je ve shodě se základními požadavky a dalšími požadovanými ustanoveními směrnice 1999/5/ES.
Dansk [Danish]	Undertegnede UBIQUITI NETWORKS erklærer herved, at følgende udstyr UBIQUITI NETWORKS device, overholder de væsentlige krav og øvrige relevante krav i direktiv 1999/5/EF.
Nederlands [Dutch]	Hierbij verklaart UBIQUITI NETWORKS dat het toestel UBIQUITI NETWORKS device, in overeenstemming is met de essentiële eisen en de andere relevante bepalingen van richtlijn 1999/5/EG. Bij deze verklaart UBIQUITI NETWORKS dat deze UBIQUITI NETWORKS device, voldoet aan de essentiële eisen en aan de overige relevante bepalingen van Richtlijn 1999/5/EC.
English	Hereby, UBIQUITI NETWORKS, declares that this UBIQUITI NETWORKS device, is in compliance with the essential requirements and other relevant provisions of Directive 1999/5/EC.
Eesti [Estonian]	Käesolevaga kinnitab UBIQUITI NETWORKS seadme UBIQUITI NETWORKS device, vastavust direktiivi 1999/5/EÜ põhinõuetele ja nimetatud direktiivist tulenevatele teistele asjakohastele sätetele.
Suomi [Finnish]	UBIQUITI NETWORKS vakuuttaa täten että UBIQUITI NETWORKS device, tyypinen laite on direktiivin 1999/5/EY oleellisten vaatimusten ja sitä koskevien direktiivin muiden ehtojen mukainen.
Français [French]	Par la présente UBIQUITI NETWORKS déclare que l'appareil UBIQUITI NETWORKS, device est conforme aux exigences essentielles et aux autres dispositions pertinentes de la directive 1999/5/CE.
Deutsch [German]	Hiermit erklärt UBIQUITI NETWORKS, dass sich diese UBIQUITI NETWORKS device, in Übereinstimmung mit den grundlegenden Anforderungen und den anderen relevanten Vorschriften der Richtlinie 1999/5/EG befindet". (BMW i)
Ελληνική [Greek]	ΜΕ ΤΗΝ ΠΑΡΟΥΣΑ UBIQUITI NETWORKS ΔΗΛΩΝΕΙ ΟΤΙ UBIQUITI NETWORKS device, ΣΥΜΜΟΡΦΩΝΕΤΑΙ ΠΡΟΣ ΤΙΣ ΟΥΣΙΩΔΕΙΣ ΑΠΑΙΤΗΣΕΙΣ ΚΑΙ ΤΙΣ ΛΟΙΠΕΣ ΣΧΕΤΙΚΕΣ ΔΙΑΤΑΞΕΙΣ ΤΗΣ ΟΔΗΓΙΑΣ 1995/5/ΕΚ.
Magyar [Hungarian]	Alulírott, UBIQUITI NETWORKS nyilatkozom, hogy a UBIQUITI NETWORKS device, megfelel a vonatkozó alapvető követelményeknek és az 1999/5/EC irányelv egyéb előírásainak.
Íslenska [Icelandic]	Hér með lýsir UBIQUITI NETWORKS yfir við UBIQUITI NETWORKS device, er í samræmi við grunnkröfur og arar kröfur, sem gerar eru í tilskipun 1999/5/EC.
Italiano [Italian]	Con la presente UBIQUITI NETWORKS dichiara che questo UBIQUITI NETWORKS device, è conforme ai requisiti essenziali ed alle altre disposizioni pertinenti stabilite dalla direttiva 1999/5/CE.

Latviski [Latvian]	Ar o UBIQUITI NETWORKS deklar , ka UBIQUITI NETWORKS device, atbilst Direkt vas 1999/5/EK b tiskaj m pras b m un citiem ar to saist tajiem noteikumiem.
Lietuviškai [Lithuanian]	UBIQUITI NETWORKS deklaruoja, kad šis UBIQUITI NETWORKS įrenginys atitinka esminius reikalavimus ir kitas 1999/5/EB Direktyvos nuostatas.
Malti [Maltese]	Hawnhekk, UBIQUITI NETWORKS, jiddikjara li dan UBIQUITI NETWORKS device, jikkonforma mal- ti ijjiet essenzjali u ma provvedimenti o rajn relevanti li hemm fid-Dirrettiva 1999/5/EC.
Norsk [Norwegian]	UBIQUITI NETWORKS erklærer herved at utstyret UBIQUITI NETWORKS device, er i samsvar med de grunnleggende krav og øvrige relevante krav i direktiv 1999/5/EF.
Slovensky [Slovak]	UBIQUITI NETWORKS t mto vyhlasuje, e UBIQUITI NETWORKS device, sp a základné po iadavky a v etky príslu né ustanovenia Smernice 1999/5/ES.
Svenska [Swedish]	Härmed intygar UBIQUITI NETWORKS att denna UBIQUITI NETWORKS device, står i överensstämmelse med de väsentliga egenskapskrav och övriga relevanta bestämmelser som framgår av direktiv 1999/5/EG.
Español [Spanish]	Por medio de la presente UBIQUITI NETWORKS declara que el UBIQUITI NETWORKS device, cumple con los requisitos esenciales y cualesquiera otras disposiciones aplicables o exigibles de la Directiva 1999/5/CE.
Polski [Polish]	Niniejszym, firma UBIQUITI NETWORKS o wiadcza, e produkt serii UBIQUITI NETWORKS device, spelnia zasadnicze wymagania i inne istotne postanowienia Dyrektywy 1999/5/EC.
Português [Portuguese]	UBIQUITI NETWORKS declara que este UBIQUITI NETWORKS device, está conforme com os requisitos essenciais e outras disposições da Directiva 1999/5/CE.
Română [Romanian]	Prin prezenta, UBIQUITI NETWORKS declară că acest dispozitiv UBIQUITI NETWORKS este în conformitate cu cerințele esențiale și alte prevederi relevante ale Directivei 1999/5/CE.

Online Resources

Support support.ubnt.com

Community community.ubnt.com

Downloads downloads.ubnt.com



www.ubnt.com